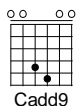


Circle Tour (from the Circle Tour CD)

A Tab Pig Production

Copyright Phil Heywood - Used with permission

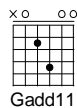


1

Measures 1-3 of the guitar tab. Measure 1: 4-9-7-7-5, 4-7-0-5-5-0-4, 0. Measure 2: 5-0-0, 4-5-4-0, 0. Measure 3: 9-7-7-5, 7-5-5-0-4, 0.

4

Measures 4-6 of the guitar tab. Measure 4: 0-0-4-5-0-4-5, 0-0-4-5, 0. Measure 5: 9-7-7-5, 7-0-5-5-0-4, 0. Measure 6: 5-7-5-4, 4-4-5-4-0, 0-0-2.

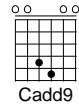


7

Measures 7-9 of the guitar tab. Measure 7: 0-2-4-0-2-4, 0-2-4-2-4, 0. Measure 8: 0-2-4-2-4, 2-4, 0. Measure 9: 4-5-7-7-5, 5-4-0-4, 0-4-sl-4.

10

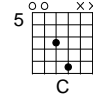
Measures 10-12 of the guitar tab. Measure 10: 2-4-0-4, 2-0-2-4, 0. Measure 11: 4-5-7-7-5, 5-4-0-4-sl-4, 2-4-0-2-4. Measure 12: 0-4, 2-0-2-4, 2-4.



13

Musical notation for measures 13-15. Measure 13: 0, 4-5, 7, 0, 4, 5 sl. 4, 0. Measure 14: 2, 4 sl. 9, 7, 9-9-7, 5, 7. Measure 15: 0, 4, 5, 0, 0, 4, 5.

Section



16

Musical notation for measures 16-18. Measure 16: 0, 0, 4, 5, 0, 0, 4, 5. Measure 17: 0, 12, 11, 0, 10, 9, 10, 9, 0, 7, 9. Measure 18: 0, 7, 9, 9, 7, 0, 7, 9, 7, 0, 7-7, 9, 5-5, 7.

19

Musical notation for measures 19-21. Measure 19: 0, 12, 11, 0, 10, 9, 10, 9, 0, 7, 9. Measure 20: 0, 0, 7, 9, 5, 0, 7, 5, 0. Measure 21: 0, 12, 11, 0, 10, 9, 10, 9, 0, 7, 9.



22

Musical notation for measures 22-24. Measure 22: 0, 0, 7, 10, 9, 9-9-7, 5, 0, 7-7-5, 4. Measure 23: 4, 2, 4, 0, 0, 2, 0, 4. Measure 24: 0, 2, 4, 2, 0, 4, 2, 4.

25

Musical notation for measures 25-27. Measure 25: 0, 7-9, 10 sl. 9, 7, 9-9-7. Measure 26: 5, 7, 0, 5, 7, 0, 2, 4. Measure 27: 0, 0-7-9, 10, 0, 7, 9-9-7.

28

Cadd9

31

Section

C

34

H H

37

H H

H H

10

40

43 H H

46 H H

7

C

Section

49

0 x

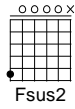
C

52

x 0 0 0

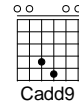
Gadd11

55



58

Measures 58-60: Tablature for the first system. Measure 58: 0 2 4 0 4 | 0 0 0 0 0 0 | 0 0 0 4 2 0. Measure 59: 0 0 0 0 0 0 | 0 0 0 0 0 0 | 0 0 0 4 2 0. Measure 60: 0 0 0 4 2 0 | 0 0 0 4 2 0 | 0 0 0 4 2 0.

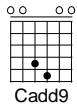


61

Measures 61-63: Tablature for the second system. Measure 61: 0 4-5 7-7-5 5-4 0 5 sl 4 | 2 4 2 HO 4 4 sl 5 0 HO 4 | 0 5 4 0 4 5. Measure 62: 0 4-5 7-7-5 5-4 0 5 sl 4 | 2 4 2 HO 4 4 sl 5 0 HO 4 | 0 5 4 0 4 5. Measure 63: 0 5 4 0 4 5 | 0 4 0 4 5 | 0 4 5 0 4 5.

64

Measures 64-66: Tablature for the third system. Measure 64: 0 0 2 HO 4 4 sl 5 0 HO 4 | 0 5 4 0 4 5 | 0 0 4 5 0 4 5. Measure 65: 0 0 2 HO 4 4 sl 5 0 HO 4 | 0 5 4 0 4 5 | 0 0 4 5 0 4 5. Measure 66: 0 0 4 5 0 4 5 | 0 4 0 4 5 | 0 4 5 0 4 5.



Section

67

Measures 67-69: Tablature for the fourth system. Measure 67: 0 0 9 7 7 5 0 4 | 0 4 5 0 0 4 0 | 0 0 9 7 7 5 0 4. Measure 68: 0 0 9 7 7 5 0 4 | 0 4 5 0 0 4 0 | 0 0 9 7 7 5 0 4. Measure 69: 0 0 9 7 7 5 0 4 | 0 4 5 0 0 4 0 | 0 0 9 7 7 5 0 4.

70

Measures 70-72: Tablature for the fifth system. Measure 70: 0 0 4 5 0 4 5 | 0 12 11 0 10-10 9 9 0 7 | 0 0 7 9-9-10 9 10 9. Measure 71: 0 0 4 5 0 4 5 | 0 12 11 0 10-10 9 9 0 7 | 0 0 7 9-9-10 9 10 9. Measure 72: 0 0 4 5 0 4 5 | 0 12 11 0 10-10 9 9 0 7 | 0 0 7 9-9-10 9 10 9.



73

11 12 11 12 11 14 12 7 7-7-5 5 4 7-7-5 5 4 5 sl 4

0 10 sl 11 0 12 0 7 7-7-5 5 4 0 4 5 5 4 0 4 4

76

2 4 0 2 4 0 7-9 10 0 7 9-9-7 5 7-7-5 4 4 0 2 0 2 4

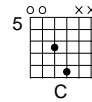
0 0 2 4 0 0 7 9 0 7 9-9-7 5 7-7-5 4 4 0 2 0 2 4

79

9 10 9 10 9 12-14 12 12-10 12 10 10 0 9 0 9 0

0 0 0 0 0 12-14 0 12 0 11 0 0 0 0 0 9 0

Section



H H

82

0 0 9 9 12 12 9 10-10-9 9 9 7-7-9 7 7 5-5-7

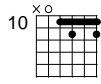
0 0 0 0 0 12 12 0 9 10-10-9 9 9 7 7 0 0 0 0 7 5-5-7

85

12 12 10 9-9-7 5 5 12 12 9 10 sl 9

12 12 0 9 7-7-5 4 4 0 4 0 0 12 12 9 10 sl 9

0 0 0 0 0 7-7-5 4 4 0 4 0 0 0 0 0 0 9 10 sl 9



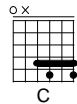
88

91

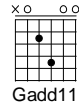
94

Section

97

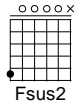


100



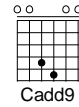
103

Musical notation for measures 103-105. Measure 103: 5 4 4 | 3 0 2 | 3 2 0 | 3 2 0. Measure 104: 0 0 0 | 0 0 0 | 4 0 0 | 0 0 0. Measure 105: 0 0 0 | 4 2 0 | 0 0 0 | 4 0 4. Fingerings: 5, 4, 4, 3, 0, 2, 3, 2, 0, 3, 2, 0, 3, 2, 0, 4, 0, 0, 0, 0, 4, 2, 0, 0, 0, 0, 4, 0, 4.



106

Musical notation for measures 106-108. Measure 106: 0 2 4 | 0 4 0 | 2 4 0 | 5 5 0. Measure 107: 0 0 0 | 0 0 0 | 5 0 0 | 5 0 0. Measure 108: 0 0 0 | 4 2 0 | 0 0 0 | 5 5 0. Fingerings: 0, 2, 4, 0, 4, 0, 2, 4, 0, 5, 5, 0, 0, 0, 0, 0, 0, 5, 0, 0, 5, 0, 0, 4, 2, 0, 0, 0, 0, 0, 5, 5, 0.



109

Musical notation for measures 109-111. Measure 109: 0 4-5 | 7-7-5 | 5-4 | 5 sl. 4 | 2 4 | 2 HO 4 | 4 sl. 5 | 0 HO 4. Measure 110: 0 0 0 | 0 4 0 | 0 4 5 | 0 4 5. Measure 111: 0 0 0 | 0 4 0 | 0 4 5 | 0 4 5. Fingerings: 0, 4-5, 7-7-5, 5-4, 5 sl. 4, 2, 4, 2 HO 4, 4 sl. 5, 0 HO 4, 0, 0, 0, 0, 4, 0, 0, 4, 5, 0, 4, 5, 0, 4, 5, 0, 4, 5.

112

Musical notation for measures 112-114. Measure 112: 0 0 | 2 HO 4 | 4 sl. 5 | 0 HO 4 | 0 5 | 0 4 | 0 4 | 0 4 5. Measure 113: 0 0 0 | 0 4 0 | 0 4 5 | 0 4 5. Measure 114: 0 0 0 | 0 4 0 | 0 4 5 | 0 4 5. Fingerings: 0, 0, 2 HO 4, 4 sl. 5, 0 HO 4, 0, 5, 0, 4, 0, 4, 0, 4, 5, 0, 4, 5, 0, 4, 5, 0, 4, 5, 0, 4, 5, 0, 4, 5.

Section

115

Musical notation for measures 115-117. Measure 115: 0 4 5 | 4 5 | 0 4 | 0 4 | 0 5 6 | 5 6 | 0 5 | 0 5. Measure 116: 0 4 5 | 4 5 | 0 4 | 0 4 | 0 5 6 | 5 6 | 0 5 | 0 5. Measure 117: 0 4 5 | 4 5 | 0 4 | 0 4 | 0 5 6 | 5 6 | 0 5 | 0 5. Fingerings: 0, 4, 5, 4, 5, 0, 4, 0, 4, 0, 5, 6, 5, 6, 0, 5, 0, 5, 0, 4, 5, 4, 5, 0, 4, 0, 4, 0, 5, 6, 5, 6, 0, 5, 0, 5, 0, 4, 5, 4, 5, 0, 4, 0, 4, 0, 5, 6, 5, 6, 0, 5, 0, 5.

117

Musical notation for measures 117 and 118. Measure 117: 0, 4, 5, 4, 5, 0, 4, 0, 4. Measure 118: 0, 4, 5, 4, 0, 4, 0, 4.

119

Musical notation for measures 119 and 120. Measure 119: 0, 4, 5, 4, 5, 0, 4, 0, 4. Measure 120: 0, 5, 6, 5, 6, 0, 5, 0, 5.

121

Musical notation for measures 121 and 122. Measure 121: 0, 7, 7, 7, 10, 0, 7, 0, 7. Measure 122: 0, 7, 7, 7, 10, 0, 7, 0, 7.

123

Musical notation for measures 123 and 124. Measure 123: 0, 4, 5, 4, 5, 0, 4, 0, 4. Measure 124: 0, 5, 6, 5, 6, 0, 5, 0, 5.

125

Musical notation for measures 125 and 126. Measure 125: 0, 4, 5, 4, 0, 0, 4, 5, 0. Measure 126: 0, 4, 5, 4, 0, 0, 4, 5, 0.

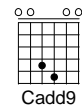
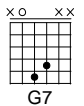
127

129



131

134



137

Musical notation for guitar on page 140, featuring fret numbers and techniques like HO and sl.

The notation consists of a single staff with six lines. The notes and techniques are as follows:

- Measure 1: 0, 0
- Measure 2: 2 (HO), 4
- Measure 3: 4 (sl), 5
- Measure 4: 0 (HO), 4 (sl)
- Measure 5: 12 (with an upward-pointing arrow above the staff), 12
- Measure 6: 11, 12
- Measure 7: 12-11, 10-9
- Measure 8: 0, 0
- Measure 9: 0, 9
- Measure 10: 7

Below the staff, there are vertical lines indicating fret positions for the notes: 0, 0, 2, 4, 4, 5, 0, 4, 12, 12, 11, 12, 12, 11, 10, 9, 0, 0, 0, 9, 7.